



GENERAL PRACTICE ALERT STATE SITREP | 22.03.2024

LANCASHIRE & CUMBRIA DATA

GPAS STATUS

OPEL CONVERSION

CLINICAL ACTIVITY

RETURN RATE

OPEL

2

27/1000

48%

IMPORTANT FIGURES

580,913

MIN NUMBER OF PATIENTS COVERED BY AMBER + PRACTICES (1)

312,528

INDICATIVE NUMBER OF PATIENT CONTACTS IN GENERAL PRACTICE THIS WEEK (2)

LOCALITY DATA

	GPAS STATUS	OPEL STATUS	CLINICAL ACTIVITY	RETURN RATES
--	-------------	-------------	-------------------	--------------

Blackpool

Insufficient responses

Fylde & Wyre

1

37/1000

44%

Morecambe Bay

Insufficient responses

West Lancs

2

23/1000

47%

Greater Preston

3

40/1000

45%

Chorley & S. Ribble

2

22/1000

58%

East Lancs

3

21/1000

49%

Blackburn W/Darwen

Insufficient responses


North Cumbria

3

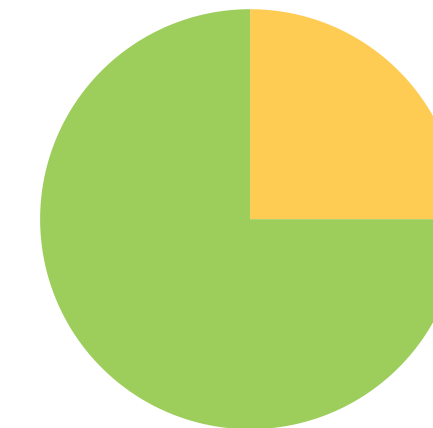
31/1000

71%


Blackpool



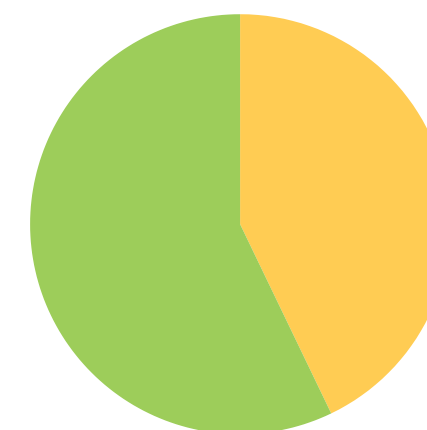
Fylde & Wyre



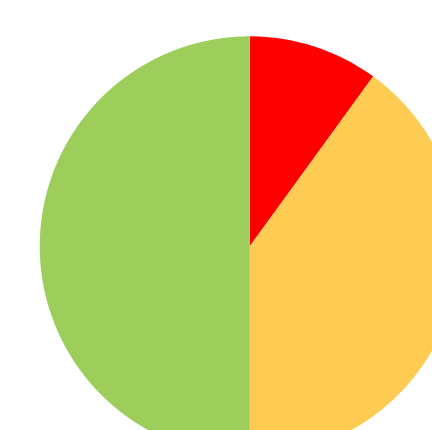
Morecambe Bay



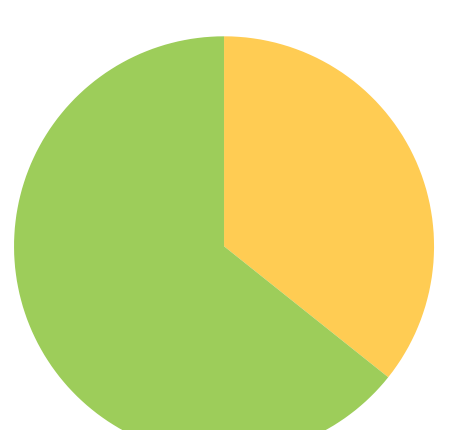
West Lancs



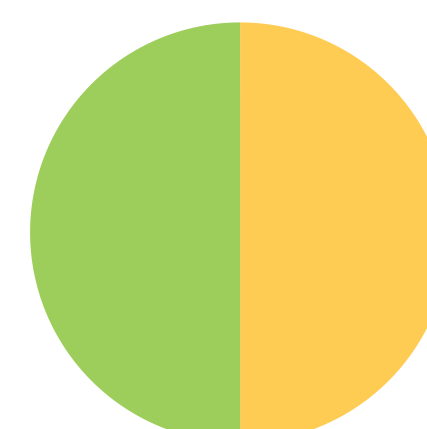
Greater Preston




Chorley & S. Ribble



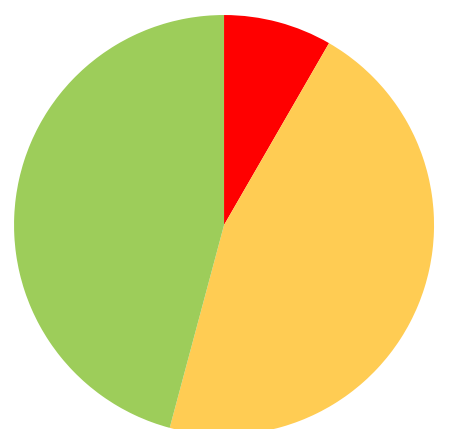
East Lancs



Blackburn W/Darwen



North Cumbria



A SELECTION OF THIS WEEK'S PRACTICE COMMENTS

A very busy day but it felt we were in control. Admin staff at present low so that puts a lot of pressure for phones and desk.

Locum cover illness - extremely short staff.

GPAS CHANGE SINCE LAST SITREP

	Last Week	This Week	Trend	Note
Blackpool	Black	Black		Insufficient responses
Fylde & Wyre	Black	Green	↓	
Morecambe Bay	Amber	Black		Insufficient responses
West Lancs	Amber	Amber	→	
Greater Preston	Black	Amber	↑	
Chorley & S. Ribble	Amber	Amber	↓	
East Lancs	Amber	Amber	↑	
Blackburn W/Darwen	Black	Black		Insufficient responses
North Cumbria	Amber	Amber	→	

A QUICK GUIDE TO THE GPAS STATES

- BLACK** Practice will fail within one month. Urgent system intervention required.
- RED** Sustainable in the short term. Needs system support.
- AMBER** Sustainable in the medium term (6 months max). Probably needs system support.
- GREEN** Fully Sustainable.

LMC NOTE:

Please continue to share your data with us so that we can ensure the system is aware of any capacity and demand concerns pertaining to General Practice.

(1) This figure is accurate and is the sum of the list sizes submitting from those Practices registering as amber, Red and Black
 (2) This figure is approximate and calculated by using the clinical activity figure for Lancashire & Cumbria multiplied by 5